

# INGRAINED

## Monthly Newsletter of the Knox & District Woodworkers Club

Volume 28 Number 10

45 Glenfern Road  
Ferntree Gully VIC 3156  
Reg. Assoc. A001761S  
ABN 23 621 787 437

Club Phone: (03) 9758 4849  
KDWC Club Website: [www.knoxwoodies.org.au](http://www.knoxwoodies.org.au)  
Club Email Address: [secretary@knoxwoodies.org.au](mailto:secretary@knoxwoodies.org.au)  
"INGRAINED" first issue: November 1988. Formed: 5/10/88

### Executive Committee

President	Hughie Gaynor	9870 6915
Vice President	Rod Williams	9755 3004
Secretary	Albert Bak	0419384099
Secretary Elect	Harry Deschepper	0422356771
Treasurer	Serge Meilak	9752 4126
Stand-in Tres.	John Jackson	9800 4317

### Committee Members for 2015-16

Purchasing:	Dick Webb	9764 5321
Social Activities:	Karen Button	0407 556666
Committee:		
Ray Norton	9763 5728	
Bruce Cockerill	9736 4297	Tom Noonan 9752 2211
Maintenance:	Dick Webb,	Lindsay Horsley,
Henk Eyssens,	Rod Williams,	Barry McDermott

### Working Groups

Records/I.T:	Eric Butterfield
Publicity:	Bruce Cockerill
Projects:	Eric Butterfield
Newsletter Team	Gary 0408994799 Bill, Dick & Phil

### President's Report – Hughie Gaynor.

Spring is in the air which suggests that a lot of activity will be happening around the Club in the next few weeks as members will be busy getting all those "promised jobs" completed before Christmas. As usual there are plenty of activities ongoing at the Club. Here's a brief listing:

### Working Bee – Saturday 13<sup>th</sup> August.

Thank you to the 21 members who did a fantastic job for not only getting the Clubrooms all spick and span but also creating an all-weather footpath for members who park in the footy oval on busy days and levelling off the "Jacko and friends" painting area.

### Be in It – Sunday 21st August.

Thank you to all members who entered their "wooden treasures" to be judged and I am certain that the quality and variety of entries on show have provided lots of members and visitors alike, with inspiration to follow your lead and have a go themselves. A full list of judged winners is on Page 3 of this Newsletter.

**AGM Wed 5<sup>th</sup> Oct.** This is your opportunity to volunteer your skills and expertise to nominate as a Committee person to give a hand and share the load with those who have served to keep the Club ticking over smoothly.



Some fine "Toy Boys" handiwork. Thanks for sharing: John Wolff

Don't be shy and if you have any queries what's involved or seek a nomination form, see me or any other Committee person. Apart from being involved when you are at the Club the only other requirements is your attendance at the Monthly Committee Meeting.

### Sat 15<sup>th</sup> and Sun 16<sup>th</sup> Oct – IMPORTANT DIARY DATES.

The **Stringybark Festival** at Rowville Community Centre is our next big event/fundraiser for the Club which has ensured that no increases for annual fees have been made for 3 years. Lots of help will be required on the 2 days of the Festival and you can rest assured that we will be able to match you with a job that you will love.

### Current challenges.

- To save postage costs would you please pick up your addressed envelope next to the sign in book which contains your Invoice for your annual fees plus a book of 10 raffle tickets for prizes that will be drawn at the Stringybark Festival. Please note that you can now pay all monies due electronically using **your unique personal Club ID** as detailed in the accompanying letter.
- The Club is currently in the process of re-furbishing a significant amount of wooden kindergarden equipment (various sizes of blocks/boxes and associated equipment) for the **Knox Council**. If you can assist make yourself known to **Eric Butterfield** (our Projects Officer) or the key holder on the day.
- In the coming weeks we have a number of Girl Guides/cubs booked in for Kids Korner activities and if you provide assistance please see Dick Webb who will be happy to give you a job

..... **Hughie**

Pg 1: Presidents report with committee contacts  
Pg 2: "Around the Club", Social, Tenders, Members  
Pg 3-6: Recent Events – BE-IN-IT 2016 results  
Pg 7: Technical: Workshop Notes,  
Pg 8: website links and member's items of interest  
Pg 9: Humor  
Pg 10: Open Times, Roster, projects, discounts, DIARY

**KDWC information for Members on Club's website**

COMMITTEE EMAIL: [secretary@knoxwoodies.org.au](mailto:secretary@knoxwoodies.org.au)  
 WEBSITE: [www.knoxwoodies.org.au](http://www.knoxwoodies.org.au)  
 How to JOIN: [alchester.com.au/kdwc](http://alchester.com.au/kdwc)  
 LINKS: [alchester.com.au/kdwc/kdwcclink.htm](http://alchester.com.au/kdwc/kdwcclink.htm)  
 Membership: [alchester.com.au/kdwc/kdwcmemb.htm](http://alchester.com.au/kdwc/kdwcmemb.htm)  
 SAFETY: [alchester.com.au/kdwc/kdwcsafe.htm](http://alchester.com.au/kdwc/kdwcsafe.htm)  
 Newsletters: [alchester.com.au/kdwc/kdwcnews.htm](http://alchester.com.au/kdwc/kdwcnews.htm)  
 Bank (REF: name/purpose) Bendigo Bank BSB 633-000 A/c 120082748

**Equipment FOR SALE by TENDER**

\*\*\* Nothing this month \*\*\*

Normal process is to lodge SUBMISSION to the committee, putting your name and best offered price in an envelope in MAIL SHUTE by the club doorway.

**More hands make light work of SATURDAY ROSTER**

Make a point of keeping the job easy for our Saturday helpers: **Phil Dunstan, Dick Webb, Rod Williams and Ladislav Toman.**

**\*\*\* New HELP NEEDED PLEASE \*\*\***

After many years of tremendous assistance by **Larry Bearman**, he has need to pass the key onto another helpful member that might be able to provide us with Saturday access to the Club about 8 times a year. Any member who could step up to the mark to help us, starting from September, it would help if you contact Committee. During September, Phil Dunstan has offered to do an extra shift to carry us through in the interim. **Thanks Phil.**

**Newsletters and important news by email**

**\* \* \* I M P O R T A N T \* \* \***  
 Have you **changed your email address** and not told us? Are you missing receiving NEWSLETTERS by EMAIL? Check your **SPAM, Clutter and JUNK** folders. If you've changed your email address, we need to know. Send **Albert Bak** ([secretary@knoxwoodies.org.au](mailto:secretary@knoxwoodies.org.au)) a request for **Eric/Gary** to update your email address.  
**If technical issue call Gary: 0408994799**

**Typical questions we get about joining the Club**

The many emails/calls we receive enquiring about what is involved in joining the club. Some usual questions are:

- **Can we teach?** No. we can't, we are not allowed to. But we share a great lot of experience with fellow members.
- **Are there other lady members?** Sure are – we have plenty. Age, gender, occupations and team preferences are of no issue with 'Woodies'. We're just crazy about wood! Last count we had 25 fine lady members out of the overall 200 at the club. We've seen a 50% increase in recent years of lady members, when overall growth was 25%.
- **What age groups come?** Well, our Secretary has worked out some nice statistics on that. 29% are aged 45-65, 43% are 65-85. We have some younger, and older! So there's a wealth of enthusiasm, and experience here!
- **How do I find out about what the club is like?** Drop in on a meeting night (1<sup>st</sup> WED of the month 7:15PM) or when the club is open. We love showing visitors how to become members! Refer NEWSLETTER last page for open times.
- **How much does it cost, and when do we meet?** Latest Joining fee/membership fees are on website. Presently (2015-16) \$75 pa, and a one time \$50 joining fee

**Social Committee Events and Enquiries**

Members with SOCIAL group ideas, please Contact:  
**Karen Button** 0407 556 666

**Toy Making Group**

**TOY COUNT for XMAS Presentations: Aug count:366! (Including 45 sent overseas)**

**Let's have another terrific outcome for the 2016 Xmas.** Toy Making and preparing kits for **Kidz Korner**, is great for 'those looking to practice their new skills' at woodworking.

Also, worthy to note, is that the Toys Group have also prepared shipments of toys to South Africa.

*Keep in mind if you've a spare few moments!*

*...Ed.*

**Member's Birthdays – SEPTEMBER**

Member	day:
Monette Hoppitt	1
Lynette Hartley	2
Kylie Haymes	3
Phillip Spencer	5
Leigh Howes	6
Gayle Dowling	14
Ron Seamer	23
Owen Murray	25
Leigh Baragwanath	26

**The very best of Birthday wishes to these members:**

Hope you have a top day, and enjoy the year ahead! **.. Ed!**

**Member's Welfare**

Let's hope all goes well for any of our fellow Woodies, who may be unwell presently. Please advise the Committee, so that everyone is aware.  
 Best wishes of a full & speedy recovery to those in ill health.  
**....Our thoughts are with you.**

**Boronia CUBS getting into woodwork**

18<sup>th</sup> Aug: Boronia cubs with their parents thoroughly enjoyed an good night getting involved with woodworking.

**.... thanks for picture, Dick Webb**



**We thank Nick Wakeling MP  
 - Member for Ferntree Gully  
 for printing our newsletter as  
 a Community Service**



## BE-IN-IT Competition - RESULTS

EntrantsName	Item\ Category / Class	Description	Rank
<b>BEST IN SHOW</b>			
<b>Karen Button</b>	1 MAJOR	Brown Horse	
<b>Andre Cook</b>	1 MINOR	Model Prime Mover	
<b>BOARDS</b>			
Harry Deschepper	2 Cheese / Fruit	Beech, Wenge, Poplar, Jarrah Board	1
Gary Pope	1 Cheese / Fruit	Beer Taster Paddle & Savoury Platter	2
Michael White	4 Cheese / Fruit	Large 'Happy Hour' Tray	3
King Hoe Ling	1 Kitchen / Bread	End Grain 3D Cutting Board	1
Tom Keane	3 Kitchen / Bread	Redgum Cutting Board	2
Norm Harris	1 Kitchen / Bread	Segmented Board	3
<b>BOXES</b>			
Jenny Stevens	1 Jewellery	Jewellery Box	1
Bill Ireland	3 Wooden	Trinket Box	1
Bill Ireland	4 Wooden	Australiana	2
Karen Button	3 Wooden	Heart Shaped Box	3
<b>CARVING</b>			
Albert Bak	1 In the Round	Brunley Green Man	1
Kylie Haymes	1 In the Round	The Three Wise Wild Men	2
Ivan Harbert	1 In the Round	Eros and Psyche	3
Willy Schlaf	2 Relief	Cat Face	1
Willy Schlaf	1 Relief	Swagman	2
Richard Craig	1 Relief	Leaves on Twig	3
<b>CLOCKS</b>			
Dick Webb	1 Large	General	1
Dick Webb	2 Small	General	1
Diane Howes	2 Small	Segmented Base	2
Peter Jordan	1 Turned	Square Turned Clock	1
<b>FURNITURE</b>			
Harry Deschepper	1 Large	Pair Bedside Tables	1
Bill Ireland	9 Large	Child's Book Shelf	2
Laurie Phillips	1 Small	Three Nesting Tables	1
Peter Wakefield	3 Small	Three Leg Stool - Mulberry & Apple	2
<b>GAMES</b>			
Tom Keane	2 Other	Ironbark, Beech, Merbau Chess Board	1
Neil Fereday	1 Other	Cube Puzzle	2
Neil Fereday	2 Other	Puzzle	3
<b>GENERAL</b>			
Karen Button	6 Other	Framed Dog Paw Prints	1
Diane Howes	3 Other	CNC - Tiger	2
<b>ORNAMENTAL</b>			
Andre Cook	1 Other	Model Prime Mover	1
Ray McGuinness	1 Other	Vintage Model Truck	2
<b>HORSE</b>			
Karen Button	1 Carved	Brown Horse	1
<b>RUSTIC / RECYCLED / AUSTRALIANA</b>			
Michael White	1 Other	Rustic Garden Bench	1
Paul Chenery	1 Other	Coffee Table Tapered Legs	2
Jenny Stevens	3 Other	Wooden Wagon Wheel	3
<b>SCROLL SAWING</b>			
Frank Collins	1 General	Boris vi (Robot)	1
Frank Collins	2 General	A Windy Day	2
Jeff Smart	2 General	Boy Figure - 'Be Good'	3
Frank Collins	4 Miniature	Cake Decoration	1
Frank Collins	3 Miniature	Circle of Friends	2
<b>TOYS</b>			
Harry Deschepper	3 Large	Farm Set	1
Lynette Hartley	1 Large	Fish Game - 5 Colours	2

## BE-IN-IT Competition - RESULTS

EntrantsName	Item\ Category / Class	Description	Rank
<b>WOODTURNING</b>			
Lindsay Rotherham	4 Bowl Large	Large Textured Red Gum Bowl	1
Phil Dunstan	1 Bowl Large	Celery Top Pine Fruit Bowl on Pedestal with Fruit	2
Jean Wheatley	11 Bowl Large	Large Huon Pine Bowl	3
Lindsay Rotherham	2 Bowl Small	Decorated Red Bowl	1
Lindsay Rotherham	1 Bowl Small	Pierced Bowl	2
Jean Wheatley	10 Bowl Small	Camphor Laurel Bowl	3
Jean Wheatley	9 Lidded Container	Sassafras Lidded Container	1
Jean Wheatley	6 Lidded Container	Lidded Container	2
Phil Dunstan	5 Lidded Container	English Elm Burl	3
Harry Robertson	2 Matched Pair	Salt & Pepper Shakers	1
Ron Bean	7 Matched Pair	Off Centre Twig Pots	2
Phil Dunstan	6 Miniature Item	Three Ladies' Dress Rings	1
Jean Wheatley	5 Natural Edge Item	Natural Edge Bowl	1
Jean Wheatley	2 Other	Bowl of Fruit	1
Phil Dunstan	2 Other	Stand with Finial	2
Michael White	5 Other	Pepper Grinder	3
Phil Dunstan	3 Pens	Ringed Gidgee Fountain Pen	1
Jean Wheatley	3 Pens	Five Pens in Stand	2
Rob Baldock	3 Pens	Jarrah, Maple, Blackwood	3
Lindsay Rotherham	3 Platter	Pierced and Coloured Camphor Laurel	1
Ron Bean	1 Platter	Camphor Laurel	2
Mac Hoogenboom	3 Segmented Item	Medium Laminated Jarrah Bowl	1
Robert Schillinger	4 Segmented Item	Bowl	2
Rodney Williams	2 Segmented Item	Pair Candle Stick Holders	3
Peter Jordan	2 Spindle	Standard Lamp	1
Peter Wakefield	1 Spindle	Three Leg Jarrah Chair	2
Peter Wakefield	2 Spindle	Three Leg Child's Chair	3

*Congratulations to all the 39 Entrants and their 121 items on proud display, and to the placegetters – terrific job. Two Best in Show*



*awards were presented for a major and minor piece, so a special recognition goes to: **Karen Button** and **Andre Cook** for their efforts!*



*Many thanks to POP's Shed: **James Bennett** for Prize Monies for the encouragement awards.*

**Proudly Sponsored by**  
**Ferntree Gully**  
**Community Bank® branch and**  
**Rowville branch of Bendigo Bank**





## Fine exhibits at BE-IN-IT 2016


This year's BE-IN-IT competition was admirably judged by:



**Karin Orpen**, past President: **Paddy McCann**, and accomplished woodwork craftsman: **Cliff Walsh**, pictured above with **Serge Meilak** and **Hughie Gaynor**. Many thanks to the judges for contributing their time and passionate input to the many members attending.







Pictured left, are the competition ORGANISERS:

[Eric Butterfied](#) and [Harry Deschepper](#).

Thanks for a TOP JOB well done for the day!

Photos of BE-IN-IT,  
Compliments of Lindsay Horsley and Bill Ireland



Fine exhibits at BE-IN-IT 2016





### Workshop Notes - "members helping members"

**Phil Spencer** provides inspiring technical articles for this regular TECHNICAL column. **What's your WIP presently?** Drop a line with pictures to the Club's email, to include in the Newsletter to share with details. *...[Phil]*

## Wheel Back Double Bow Windsor Chair

### – Part 4. - written by **Phil Spencer**

(This article follows on Part 1: June, Part 2 in July and Part 3 last month, August)

### Bending the arm and bow

Steam bending can best be described as a black art, you can read copious amounts of information and think that you have a good understanding of the process and then after your first bend fails you realise that the books are not always right.

My first effort ended in complete failure of the wood, I wanted to bend the arm first, the cross section for the arm is  $\frac{7}{8}$  of an inch by  $1\frac{1}{2}$  inch so according to all the literature I had read my piece of wood would need around 45 minutes steaming, this was wrong!




Figure 1 Failure!

The wood failed because it had not been steamed long enough, it can also fail if it has been steamed too long so I had to find the right length of time to steam the wood. After a consultation with my friend Jack it was decided to try just over double the time in the steam box. I left a new piece of wood for the arm in the steam box (did I mention it is worthwhile to cut extra pieces when about to steam?) and steamed it for one hour forty minutes and it was then quickly placed in the compression band and into the former to bend, **time is of the essence here as the is only about a one minute window to get the wood into the former and bent.**





Figure 2 Success

### Workshop Notes - "members helping members"



Also with my first attempts, the compression band did not work as expected so it was back to the drawing board and a complete re-jig, I modified the handles so that the wood would fit snugly against stops, this allowed the wood to be held securely in place and the compression band to tighten around the back of the piece being bent and hold the fibres in compression helping to prevent splitting.



Figure 3 The re-jigged compression band



Figure 4 view of the bent arm, look closely and you can see how the compression band holds the wood in compression whilst it is bent.

Once bent the wood has to be left to dry out completely otherwise it will try and return to its original shape, I left it clamped up in the former for four to five days to allow the wood to completely dry.



## Workshop Notes - "members helping members"



Figure 5 The bow in the bending former, waiting to completely dry before being removed.




Figure 6 One of the arms drying in the bending former.



Figure 7 The Bow and Arm

I tied the bow and arm to help keep the shape and brought them into the house to allow them to dry completely and also let the wood normalise.

*Fifth part in the series coming soon! .....[Phil]*

## Bill's WEBSITE of the Month!

**Bill Ireland** and like minded woodies who like sharing information on the web.

If you liked **Frank Collin's** superb wooden robot in Be-In-It, you'll enjoy seeing fellow woodies efforts here: <https://www.flickr.com/photos/lisaboyer/sets/72157660882975832> Scroll to the end to see "Frank C" models

And **Ron Bean** shares this. Hull-Oakes mill processes BIG LOGS, in this case a tall mast for ship being restored: <http://www.thisiscarpentry.com/2011/02/25/hull-oakes-sawmill/#more-8213> .....[Bill]

*..thanks for all contributions to Bill's column!*

## KDWC getting St Joseph's into woodworking



Two years after getting St Joseph's students actively interesting in woodworking, we see our member: Frank Collins, assisted by a number of member volunteers, giving this years group the good oil!

*Well done, again, Frank and the team!*

## KDWC – new range of VESTS

Anybody who likes lot of pockets and neat looking VEST with Club insignia, then the new range of Club clothing is for you!

See Tom Noonan for enquiries!

*All modelling rights, reserved (S.Mielek modelling Mgr: Gaz)*






## HUMOR

When cavemen discovered sex.....

<https://www.facebook.com/KinneTVshow/videos/1046656938754653/>

And if you think the human race was having trouble with the above, then the advances in the medical world were only slowly following!



But really, when you watch this, you'll realise we still have a lot of diplomacy rules to learn! The magic coffee table:

[https://www.youtube.com/watch?v=O1\\_QTm-wpsY](https://www.youtube.com/watch?v=O1_QTm-wpsY)

.....thanks for all contributions to the HUMOR column!

## HUMOR – the joys of woodworking.....

What happens when you revisit the workshop after about 15 years!

Retirement brings the opportunity to re-discover and to enjoy the mancave toys you set aside in prior years..... like that wood lathe hidden in the corner, under a pile of house renovation projects.

BE-IN-IT was that excuse to dust down the shed and get involved. So, what item to do? A beer tasting paddle came to mind. So, some right-sized small round, conical shaped glasses were needed, and the right sized forstner bit to make the hole....

"You want what size?...." said all the glass sellers? You'll need to import those, and we need orders by the 2-dozen. They arrive, and we can now finally determine the hole size to cut to hold them.

A 70mm Forstner bit is needed. Everyone sells every size except that size!. So, after much research, CWS down in Geelong has one only in stock. Retirement permits you to take such leisurely drives to find important tools. (Well that was my justification!)

Right! Now we know what sized timber to cut.... But how come all my old contacts (with no '9' in the front of their phone numbers) can't be found! Hmm... seems some of my old suppliers have long retired too! Then I remember..... Hold on, there's all that timber in the loft we put aside all those years ago!. Voila. A nice 6" branch of camphor laurel – just the ticket. Into the lathe it goes!

6 hours of filling the shed full of the fine fragrance of camphor, and sanding the bottle shaped turning down to about 400 grit.....

**BANG!** What was that noise? How come the lathe has stopped running? Seems the old MC1100 variable pulleys aren't made of the right alloy stuff, after sitting idle for years! Off to Dr. Google to find parts to get the old beast running. Fortunately, some parts available in Adelaide, and they shipped overnight. The beast is running again. Yeh!

So the prototype is discussed with the family, who reckon a 4" diameter 600mm long platter will be too heavy to carry 4 beers within. Time to slice it in two, and make a pair of paddle/platters instead. Not sure I want to fire up the circular saw bench after the lathe incident.... But with intrepidity – job done.

Damn it, now I need to use that 70mm forstner bit differently. What I do need, is some way to irradiate that unsightly centre spur hole left in the 70mm recess if we choose to go down that design path. How can that be sanded away? Well, looks like some sort of NEW TOOL will be needed. Hell, every project needs an excuse to buy new tools doesn't it? Off to Pop's Shed for some advice. Hmm – an Arbortech set of grinding/sanding attachments – that's the ticket.... WHAT? I need an angle grinder to drive it? Okay – off to the hardware shop for an angle grinder.



Budget? What budget? I'm only building a beer taster out of scrap in the shed... Then how come we've spent \$500 on drills, sanding and a life time supply of glasses, my good lady asks? Oh.... They're a BONUS – don't you love them? (?>:!@#\$\$\$!)



## Weekly Workshop Hours and Keyholders

**Note: All Members are welcome to access the Clubrooms at any of these times.**

<b>Monday</b>	09:00AM	- 12:30PM	Wood Turning	Henk Eyssens	5968 5119
<b>Tuesday</b>	08:30AM	- 02:30PM	Kidz Korner General Access	Dick Webb Andre Cook	97645321 0488 585 970
	06:30PM	- 09:30PM	Wood Turning	Larry Bearman	0413 082 858
<b>Wednesday</b>	08:30AM	- 02:30PM	General Access	Dick Webb	97645321
<b>Thursday</b>	09:30AM	- 02:30PM	Toymakers	Tony Deabe	9774 7917
	06:30PM	- 09:30PM	Furniture Making	Mark Guscott	0412 558488
	06:30PM	- 09:30PM	Carving (for all!)	Albert Bak	0419 384099
<b>Friday</b>	10:00AM	- 01:30PM	General Access	Barry McDermott	9753 6157
	06:30PM	- 09:30PM	Rocking Horses	Peter Vermaas	9795 3468
<b>Saturday</b>	<b>see roster below and WORKING BEES</b>				
<b>Sunday</b>	<b>(closed)</b>				

## Saturday Morning Roster

**Opening 09:30 am to 12:30 pm**

Sep 3	Rodney Williams	0448 686 537
Sept 10	Ladislav Toman	0410 405 227
Sept 17	Phil Dunstan (thanks heaps!)	0413 255 399
Sept 24 <sup>th</sup>	Phil Dunstan	0413 255 399
Oct 1 <sup>st</sup>	Dick Webb	9764 5321
Oct 8 <sup>th</sup>	<b>WORKING BEE</b>	(no keyholder needed)
Oct 15 <sup>th</sup>	<b>Stringybark Festival</b>	(no keyholder needed)
Oct 22 <sup>nd</sup>	Rodney Williams	0448 686 537
Oct 29 <sup>th</sup>	Ladislav Toman	0410 405 227

NOTE: If no member arrives by 10:30am,  
the Key Holder has the option of closing Clubrooms.

## Member's Discounts

The Following Suppliers offer discounts to Members.

**\*\*Show some suitable KDWC / personal ID\*\***

Australian Lighting - Bayswater,  
Bristol Paints - Ferntree Gully.  
Budget Car and Truck Rental (FTG)  
Caroll's Woodcraft Supplies.  
Carba-Tec.  
Ferntree Gully Bolts.  
Jalor Tools  
Masters  
Mitre-10 - Bayswater.  
Plywood Distributors, Dandenong (\*NEW)  
Pop's Shed.  
Screwit – Supplier of Sachy Screws  
Total Tools, Ferntree Gully.  
Woodworking Machinery Specialists.  
The Woodworking Warehouse

## Merchandise and Materials on sale at Club

Club Caps	\$12.00
Club Polo Shirts	\$25.00
Club Fleecy Tops - Half Zip	\$40.00
Club Fleecy Tops - Full-length Zip	\$50.00
Screws (packet)	\$2.00
Nails - 500 gm (2' x 12 G)	\$2.00

## Current Projects in progress

Project (ref: <a href="#">Eric</a> )	Recipient	Status
Adult/Joint toy/gifts	Various for Xmas	Continuous
Various Turnings	Festival stock &c	In Progress
Kidz Korner kits	KK Activities	<b>Continuous</b>
Rocking Horse	For next Festival.	Mar and Oct
Clock	For next Festival.	Mar and Oct
Turned Bowl	For next Festival.	Mar and Oct
Hand crafted Wooden Block / 6 knives	For next Festival.	Mar and Oct
<b>Current jobs</b>		
wooden kindergarden equipment	Seeking help to sand/varnish	
Woodworking Sign	Sanded, Awaiting painting advice	

## Important Diary Dates and coming events

Wed	24 <sup>th</sup> Aug	Committee Meeting	7.30PM
Wed	7 <sup>th</sup> Sep	Member's Meeting	7.30PM
Wed	21 <sup>st</sup> Sep	Committee Meeting	7.30PM
Wed	5 <sup>th</sup> Oct	<b>Annual General Meeting</b>	7.30PM
<b>Sat</b>	<b>8<sup>th</sup> Oct</b>	<b>WORKING BEE</b>	<b>8:00AM</b>
<b>Sat</b>	<b>15<sup>th</sup> Oct</b>	<b>Stringybark Festival</b>	<b>weekend</b>
<b>Sun</b>	<b>16<sup>th</sup> Oct</b>		
Wed	19 <sup>th</sup> Oct	Committee Meeting	7.30PM
Wed	2 <sup>nd</sup> Nov	Member's Meeting	7.30PM
Wed	23 <sup>rd</sup> Nov	Committee Meeting	7.30PM

**\*\* STOP PRESS \*\***

**Annual General Meeting - 5<sup>th</sup> OCT!**  
**Pickup RAFFLE TICKETS for Strongybark**