


INGRAINED

Monthly Newsletter of the Knox & District Woodworkers Club

Volume 25 Number 8



45 Glenfern Road
Ferntree Gully VIC 3156
Reg. Assoc. A001761S
ABN 23 621 787 437

Club Phone (03) 9758 4849
KDWC Club Website: www.alchester.com.au/kdwc
Club Email Address: knoxdw@iprimus.com.au
"INGRAINED" was first Issued in November 1988

Your committee for 2013

President	Hurtle Lupton	9762 3547
Vice President	Hughie Gaynor	9870 6915
Treasurer	Sergio Meilak	9752 4126
Secretary	Michael Talbot	0419 133 267
Publicity Officer	Bill Ireland	9758 6601
Records & IT	John O'Rorke	9754 1520

Purchasing Officer	Dick Webb	9764 5321
Committee		
	Peter Horsburgh	9878 5144
	Ray Norton	9763 5728
Newsletter Editor	Lindsay Horsley	9764 9637
	lindsay@horsley.id.au	

President's Report – Hurtle Lupton

Thank you to those members who turned up to the last working bee. A great deal of necessary work was undertaken in preparation for the commencement of some very important improvements to the clubrooms in the very near future, which will be of a benefit to all members.

It is very pleasing to be able to advise that there have been no reports of damage to the club's equipment over the past month. Thank you and well done to all concerned!

The project teaching the children from St Joseph's Primary School which was so ably led by Frank has now been completed. From the reports from the school, both teachers and pupils were very appreciative of the effort which was provided by the club. **Thank you to Frank** and his helpers for a job very well done, and very much appreciated.

Eric Butterfield and Ray Norton have both kindly offered their services to conduct this year's "**Be in it**" competition which is now on **Sunday 25th August** (avoiding Footy). As advised previously, last year's competition although a great success in respect to the general public attending, the participation of club members in the actual competition was extremely disappointing as less than 20 members submitted their efforts over the previous 12 months.

It is hoped that every club member will enter at least one item that they have made over the last 12 months, and this will show the general public

just what a great club we are, and the type of skills our members have!

Entries for the "**be In It**" will be accepted at the clubrooms on

Friday between 9.30am until 12.30 pm, and later on **Friday** between 6.30pm and 9.00pm,
Saturday between 9am and 12 noon and
Sunday morning between 9am and 11am.

Please put these dates in your diary as it is one of the very important dates on the club's calendar.

This year your club will celebrate the 25th Anniversary since it was founded by those people who had the foresight to recognise that there was a need for such a club. The anniversary celebrations will be held on Sunday 13th October between 2pm and 4pm. Invitations for this event will be sent out nearer the day.

.....Hurtle Lupton



25th Anniversary – SUNDAY 13th OCT 2013

It's amazing the paperwork we bookkeepers stash away! Trolling through the records I came across the original APPLICATION for incorporating the KDWC, originally called: Ferntree Gully Woodworkers Club, duly signed by the first Public Officer: Peter Johnston on 25th October 1988.

ASSOCIATIONS INCORPORATION ACT 1981
Section 5
FORM 1
APPLICATION FOR INCORPORATION OF ASSOCIATION

To the Registrar of Incorporated Associations
1. I, PETER SYDNEY JOHNSTON
of 17 FLORIAN DRIVE, FERNTREE GULLY 3156
make application for the incorporation of FERNTREE GULLY
WOODWORKERS CLUB
under the provisions of the Associations Incorporation Act 1981.

2. I am a resident of the State of Victoria and have attained the age of 18 years but not the age of 72 years.

3. The following information is submitted in support of the application—
(a) The proposed name of the incorporated association is FERNTREE GULLY
WOODWORKERS CLUB Incorporated.
(b) The association was formed at FERNTREE GULLY UPPER and
(c) The place or places where the association is carried on will be
UPPER FERNTREE GULLY TECHNICAL SCHOOL
BLUNDEN HILLSWAY UPPER FERNTREE GULLY.

Dated this 25th day of OCTOBER 1988.
Signature of applicant: Peter Johnston

Note:
1. This application must be accompanied by the prescribed fee.
2. Unless the rules of the incorporated association otherwise provide, the first public officer of an incorporated association is the person upon whose application the association was incorporated.

LODGED BY: ADDRESS: PHONE NO.: (All compulsory)
OFFICE USE ONLY
CERTIFICATE OF INCORPORATION granted on 21 DEC 1988
Deputy/Assistant Registrar of Incorporated Associations

Start digging through your old photos/records and let's see if we can help the Anniversary Committee put some terrific nostalgic records together for the day.[Gaz]

**** MISSING EQUIPMENT ****

Recently purchases were made totalling several hundred dollars. Among these tools was a new Stanley combination square. Unfortunately I must report that this new Stanley combination square together with an older combination square are now missing, gone, disappeared, vanished. If anyone has any knowledge of where this club equipment is, would they please advise a committee member in order that they can be returned for general use?

The club is reluctant to purchase any more of these squares just in case they also disappear.

.....Hurtle, President.

**Caught working at another fine carving!**

A nice shot of Albert Bak, hard on work on nice carving job! [...Dick]

**We thank Nick Wakeling MP
- Member for Ferntree Gully
for printing our newsletter as
a Community Service**

*****VALE - John EMPTAGE *****

8th June 2013

With great regret, but very fond and appreciative memories, the Club has lost a terrific member: John Emptage, who passed away after a battle with cancer on Saturday night 8th June.

John joined the Knox & District Wood Woodworkers on 11 July 2001 and immediately became involved in the club's activities. He was very interested in wood turning and soon became a very valuable part of the instructing team of turners.

After a couple of years John became the key holder and instructor for all of the turners. Over the following years John assisted a great number of would-be turners in the correct method of sharpening tools and also the correct method of how to hold and use the various chisels.

John was always willing to assist anyone on how to improve their skills and no matter how much they damaged or destroyed the project in hand he would calmly provide a "how to do it", correct method to assist. When a member required any additional assistance with a project John's workshop at his home was always available.

As John's health began to decline he still maintained an interest in the club and the club's activities although he found himself being restricted to turning pens.

John really enjoyed the Clubs Member's companionship over a cuppa, over the latter months.

John will be sadly missed by all who came in contact with him.

.....**From Hurtle, President**



(Picture of John at AGM October 2011 'Member of the Year')

Happy Birthdays - JULY

The very best of Birthday wishes to these members:	Chris Gerritzen	1 st
	Peter Zoldak	1 st
	Robert Rattray	9 th
Frank O'Connor	9 th Charles Mann	10 th
Henk Eyssens	11 th Jeffery McAvaney	11 th
Aaron Henderson	16 th	
Dean Schroeder	17 th	
Neil Fereday	19 th	
Frank Collins	23 rd	
Greg Duthrie	30 th	
Paul Hayward	31 st	



Members Welfare

Best wishes for a full and speedy recovery to those of our members in ill health. Please give some thought to those feeling a bit out of it presently. The members are thinking of you at this time.

Why don't YOU give them a call now!

** Contacting the club by EMAIL **

The Club's advertised EMAIL is
knoxdw@primus.com.au

Anything sent to this address, now gets automatically forwarded to the PRESIDENT, SECRETARY and PUBLICITY OFFICER for them to action accordingly.

*** Events and Happenings ***

Be-In-It competition Your show! SUN Aug 25th
see Eric Butterfield or Ray Norton for details/entries.

Xmas TOY COUNT at last meeting: 199!

Working Bees - Aug 10th - all help welcome!

25th silver Anniversary Sun 13th October 2013.



Suggestions for this milestone would be gratefully received. How about giving Eric Butterfield some help on this event.

Stringybark Festival. Sat 19th, Sun 20th OCT

The Club thanks



From My Sandbox

Futile Whinings from a Lone Soapbox

Good things come to those who wait! It'll be good!
So Stay tuned.[Lindsay]

Around the club! **(photos: Dick Webb)**

Ted Bricker cutting out racing cars for kids toys



Col Stewart & Eric Butterfield working on Bendigo bank project



Robert Black doing something to a broom at working bee.

It's okay, he's getting ready to test drive some of the rocking horses![Ed]

Tenders sought for sale of EQUIPMENT

Interested members must fill out a tender form with their offer. Leave it in committee's mail box.
3x XUI cordless drills plus charger.

To be sold individually.

1x Ryobi Sliding mitre drop saw.

(see last month's newsletter photo)

1x roll of felt, sticky back, ideal for lining boxes.

1x B & D electric saw

1x 3 piece chalk line set.

1x set of spanners

1x hitching device to fit on the rear of a car.

...Committee

Workshop Notes - "members helping members" Mitre cuts on the Table Saw (By Phil Spencer)


When I set my table saw blade to 45 deg so I can cut the side of a box I use a digital angle gauge, I first set the gauge on the top of the saw table and zero the instrument, I then mount the instrument on the saw blade using the magnetic base, the readout is now 90 deg and I then roll the blade over until the reading is 45 deg, I can then confidently make accurate 45 deg cuts and know that my boxes will come together with 90 deg corners.

However there is another way! start by setting the saw blade to 45 deg using a 45 - 45 - 90 setsquare using your mitre gauge set to 90 deg relevant to the tilted saw blade make a test cut on two separate pieces of stock. Place the two pieces on the flat surface of your saw table and push the two 45 deg cut ends together, if there is a gap adjust the tilt of the blade and make another two separate test cuts, carry on until you can see no light through the join when the two pieces are pushed together, when this happens the blade is exactly tilted at 45 deg and you can carry on making your box.

Checking the Blade Angle



Gap means the blade is not 45°.



No gap means the blade is 45°.

To check the blade angle for 45°, cut two test pieces, lay them on a flat surface, and check the fit. If there's a gap, readjust the blade angle and test again.

...Phil

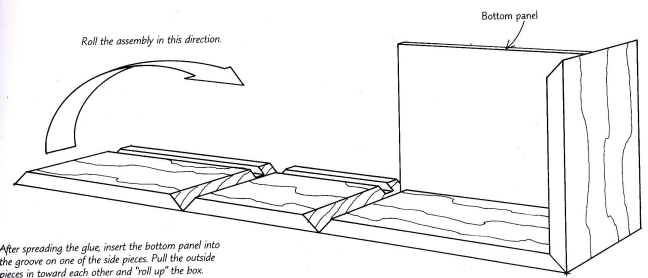
Another terrific Workshop Note:

Fitting the base to a box (By Phil Spencer)

When making a small box, fitting the bottom panel is an integral part of assembling the box and holding the box square. Here is how I go about it:

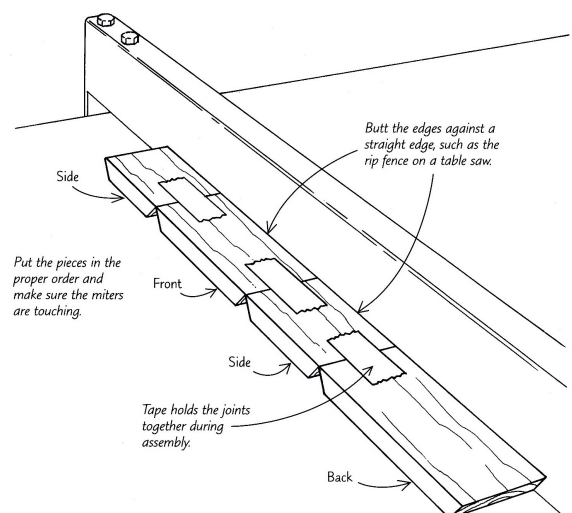
- After cutting my sides and before I cut the mitres and sides to length I cut a slot the width of my saw blade along one edge this slot is about 6-8mm in from the edge and about the 6-8mm deep the slot is 3mm wide (the width of my saw blade).
- I then cut the mitres and sides to length, I can then measure the length of the slot and determine the size of the base panel.
- I cut the panel to size using 3mm (same width of my saw blade) MDF board
- using the base panel to help hold the box together and square I can then lay out the sides apply the glue and literally "roll the box up". I use masking tape to hold the box together until the glue sets, there is no need for clamps.

Assembling the Pieces



After spreading the glue, insert the bottom panel into the groove on one of the side pieces. Pull the outside pieces in toward each other and "roll up" the box.

Taping Up the Mitered Pieces



Bill Ireland's website tip of the month!

Bill has come up with the goods again, sharing some top tips he's found, this one for:

Woodworking

- Pattern or Template Making with the Router

<http://www.youtube.com/watch?v=Z5uL4hI4yK8>

.....Top spotting Bill!

Proudly Sponsored by

Ferntree Gully

Community Bank® branch and

Rowville branch of Bendigo Bank

**** Humor ****

IRISH DOCTOR (Brings a tear to the eye)

A doctor in Dublin wanted to get off work and go fishing, so he approached his assistant.

"Murphy, I am going fishing tomorrow and don't want to close the clinic. I want you to take care of the clinic and take care of all me patients".

"Yes, sir!" answers Murphy.

The doctor goes fishing and returns the following day and asks: "So, Murphy, how was your day?"

Murphy told him that he took care of three patients. "The first one had a headache so he did, so I gave him Paracetamol."

"Bravo Murphy lad, and the second one?" asks the doctor.

"The second one had indigestion and I gave him Gaviscon, so I did sir" says Murphy.

"Bravo, bravo! You're good at this and what about the third one?" asks the doctor.

"Sir, I was sitting here and suddenly the door flies open and a young gorgeous woman bursts in so she does. Like a bolt outta the blue, she tears off her clothes, taking off everyting including her bra and her panties and lies down on the table, spreading her legs and shouts: 'HELP ME for the love of St Patrick! For five years I have not seen any man!'"

"Tunderin' lard Jesus, Murphy, what did you do?" asks the doctor.

"I put drops in her eyes."

The CHURCH DINNER!

A group of friends who all attended the same church wanted to get together on a regular basis, socialise, and play games. They would meet in each home in rotation and the resident/s of that house were to provide a meal.

When it came time for Al and Janet to be the hosts, Janet wanted to do something special. She decided to have mushroom-smothered steak. But when she checked at the local greengrocer she was shocked at the cost of their mushrooms. Regretfully she told her husband, "Mushrooms are out. They're too expensive."

He said, "Why don't you go down in the back paddock and pick some of those mushrooms. There are plenty down near the creek."

She said, "No, some wild mushrooms are poison."

He said, "Well, I see rabbits eating them and they don't seem to suffer any ill effects." So Janet decided to give it a try. She picked a basket full, then washed, peeled and sliced them for her smothered steak.

Then she went out on the back verandah and gave Ol' Spot (the dog) a dish of the mushrooms. Ol' Spot ate every bite. All morning long, Janet watched Ol' Spot and the wild mushrooms didn't seem to affect him, so she decided to use them.

The meal was a great success. After everyone had finished, they relaxed, socialised, and played '21' and dominoes. But then a neighbour knocked on the door and said, Mrs Williams I am sorry to be the bearer of bad tidings but Ol' Spot is dead."

Janet went into hysterics.

After she finally calmed down, she called the doctor and told him what had happened.

The doctor said, "That's bad, but I think we can take care of it. I will call for an ambulance and I will be there as quickly as possible. We'll give everyone enemas and we will pump out everyone's stomach. Everything will be fine. Just keep them calm.."

Soon an ambulance arrived. The paramedics and the doctor had their suitcases, syringes, and a stomach pump.

One by one, each person was taken into the bathroom and given an enema. Then his or her stomach was pumped out.

After the last one was finished, the doctor came out and said, "I think everything will be fine now," and he left.

They were all looking pretty weak as they sat around the living room. The neighbour, who had stayed at the house through all the drama, sank into a seat beside Janet.

"You know," she said" that fellow who ran over Ol' Spot never even stopped!"

...Thanks for contributions

Weekly Workshop Hours and Keyholders*Note: All Members are welcome to access the Clubrooms at any of these times.*

Monday	09:00AM	- 12:30PM	Wood Turning	Henk Eyssens	5968 5119
Tuesday	09:30AM	- 02:30PM	Kids Korner	Peter Horsburg	9879 5144
	06:30PM	- 09:30PM	Wood Turning	Bruce Allen	9754 5774
Wednesday	09:30AM	- 02:30PM	General Access	Dick Webb	97645321
Thursday	09:30AM	- 02:30PM	Toymakers	Tony Deabe	9774 7917
	06:30PM	- 09:30PM	Furniture Making	George Knight	0427 417823
	06:30PM	- 09:30PM	Carving (for all!)	Albert Bak	9763 1204
Friday	10:00AM	- 01:30PM	General Access	Barry McDermott	9753 6157
	06:30PM	- 09:30PM	Rocking Horses	Bruce Allen Louis Smith	9754 5774 9754 2342
Saturday	<i>see roster below and WORKING BEES</i>				
Sunday	<i>(closed)</i>				

Saturday Morning Roster

Opening 09:30 am to 12:30 pm		
July 6	Louis Smith/Larry	9754 2342
July 13	Dick Webb	9764 5321
July 20	Brian Douds	9801 5857
July 27	Ladislav Toman	0410 405 227
Aug 3	Louis Smith/Larry	9754 2342

NOTE: If no member arrives by 10:30am, the Key Holder has the option of closing Clubrooms.

Members Discounts

The Following Suppliers offer discounts to Members.

Australian Lighting - Bayswater,
Bristol Paints - Ferntree Gully.
Caroll's Woodcraft Supplies.
Carba-Tec.
Ferntree Gully Bolts.
Hobby Tools Australia.
Mitre-10 - Bayswater.
Pop's Shed.
Screwit - Supplier of Sachy Screws
Total Tools, Ferntree Gully.
Woodworking Machinery Specialists.
The Woodworking Warehouse

On Sale at the Club

Club Caps	\$12.00
Club Polo Shirts	\$25.00
Club Fleecy Tops	\$45.00
Screws (packet)	\$2.00
Nails - 500 gm (2' x 12 G)	\$2.00

Current Community Support Activities

Project (ref: Eric)	Recipient	Status
Toys	Disadvantaged	Continuous
	Kids for Xmas	In Progress
Angel Boxes	Angliss Hospital	Continuous
Chairs & Stools	Cerebral Palsey	As required
Various Turnings	Festival stock &c	In Progress
Kidz Korner kits	KK Activities	Continuous
Rocking Horse	Stringybark Fest.	Oct 2013
Clock	Stringybark Fest.	Oct 2013
Turned Bowl	Stringybark Fest.	Oct 2013

Important Diary Dates

Wed	3rd July	Member Meeting	7:30PM
Wed	24th July	Committee Meeting	
Wed	7th Aug	Member Meeting	7:30PM
Sat	10th Aug	**WORKING BEE**	8:00AM !!
Sun	25th Aug	**BE-IN-IT** Competition	
Sun	13th OCT	**25th Anniversary**	2 - 4PM

Take heed - Safety counts

Have YOU been reading some of the clues yet?

Check the SAFETY website at:

www.alchester.com.au/kdwc/kdwcsafe.htm

**** STOP PRESS - ****

No damage last month: Terrific!

Use the METAL DETECTOR before cutting!
AND NO GLUE on timber using the sander!!

****BE-IN-IT** now 25th Aug to avoid footy finals**