


INGRAINED

Monthly Newsletter of the
Knox & District Woodworkers Club

Volume 25 Number 3



45 Glenfern Road
Ferntree Gully VIC 3156
Reg. Assoc. A001761S
ABN 23 621 787 437

Club Phone (03) 9758 4849
KDWC Club Website: www.alchester.com.au/kdwc
Club Email Address: mailto:knoxdw@iprimus.com.au
"INGRAINED" was first Issued in November 1988

Your committee for 2013

President	Hurtle Lupton	9762 3547	Purchasing Officer	Dick Webb	9764 5321
Vice President	Hughie Gaynor	9870 6915	Committee		
Treasurer	Sergio Meilak	9752 4126		Peter Horsburgh	9878 5144
Secretary	Michael Talbot	0419 133 267		Ray Norton	9763 5728
Publicity Officer	Bill Ireland	9758 6601	Newsletter Editor	Lindsay Horsley	9764 9637
Records & IT	John O'Rorke	9754 1520		lindsay@horsley.id.au	

President's Report - Hurtle Lupton

I would like to thank all of those members who gave up their time to come to the December working bee and helped clean up the premises both for the Christmas Party and also for the Christmas shut down.

Your committee was very pleased with the success of the Christmas breakup which was attended by a number of members and their families. There are a number of people who should be congratulated for the way in which they chipped in and helped on the night so that others could enjoy themselves. I have personally thanked each of these people and I know that if I list their names I will no doubt miss one. Thank you again for a job well done.

It is disappointing to receive feedback that the event lacked atmosphere together with a number of other matters. In order to address these concerns your committee has agreed that a social committee should be formed in order that the Christmas break up and any other social events can be organised by this committee. People wishing to become a member of this committee should give their name to Vice President Hughie, Secretary Mick or myself.

Members will have noticed that the new sander has been installed. We are just waiting for Micronair to connect it up to the extraction system. Once that is completed safety instruction on the use of the sander will be provided. Until

that time the sander is not operational. We are also purchasing a new drill press and a number of hand tools. These items should all be delivered in the next month.

The next working bee will be held on Saturday 9th February. Your attendance would be appreciated.
.....Hurtle Lupton

Xmas gathering - Dec 9th - top time by all!



So: would you trust these two to handle the Auction again this year? See more, pg: 5!



*** **CARVING anyone?** ***

**Albert Bak is running
Thursday night groups
6:30PM to 9:30PM**

Here's your chance to get into Carving as a novice, learner, starter, or someone simply with a curiosity to share experiences with like-minded carvers! Albert confesses he's a newcomer to this craft but believes that as a group we can help each other. So, if you are interested in carving you might like to join him.

- Looking for the right carving tools?
- Want to find books/example projects?
- Want to do some 'relief' work perhaps?
- Want to get your own tools?

Sounds like a great time and place to get together and carve your way through the questions to me!

Call Albert on 9763 1204 and find out more!
Who knows, one day you too could be as brilliant as our late mate 'Gerry' was at carving!

* * *

What about FURNITURE MAKING?

Want to learn the basics of furniture making? There's another great resource at the Club: George Knight. Seems that Thursday night's are popular for all skill levels of people interested in some Furniture Making! He's had years of experience and only too pleased to share his knowledge around. Don't be bashful, we're keen to help people who have no skills yet, but desire to 'have a go!'.

- Construction,
- gluing,
- sanding,
- preparation
- designing/planning materials

These are all part of making a nice practical piece of furniture for around the house. So come along with your project dreams and mix with others who have similar interests.

Call George on 0427 417823 and find out more!
One day you'll learn enough through experience to have a crack at something as proud as the Club's boardroom table, George made for us!
*But you have to start with the BASICS. **Come see!***

**We thank Nick Wakeling MP
- Member for Ferntree Gully
for printing our newsletter as
a Community Service**

Skilled Help needed!

The club is getting some mighty fine new equipment these days, and we have so many new members. There are SAFETY ISSUES to consider before every turning on a piece of equipment you're not familiar with.

But all you need to do is ask! The Club has skilled members in some equipment, and sure, they, like you, probably have curiosity about other items. Take me, I've been wood turning for 20 years, but pretty much a novice, and still learning, but still love it. I wouldn't dream of going near the bandsaw - I've never been taught to use it.

So, before you go looking for the ON button:

- read the manuals
- read the SIGNS
- take heed of WARNINGS
- know where to turn it off
- **DON'T USE IT if you don't know how!**
- Ask help from somebody with experience
- Put a SUGGESTION BOX entry about learning how to use the product.
- **And don't break it!**

IDEA: Maybe a 10 minute demo during SHOW'n'TELL, by somebody experienced on new items would help break the ice. Eric Butterfield has a wealth of information on EQUIPMENT SAFETY, but you need to learn before using it.

Check the SAFTEY website at:
www.alchester.com.au/kdwc/kdwcsafe.htm

❖

Talking safety: GLOVES OFF with Circular saw!
Bill Ireland's horrifying recent observation

Recently several members were observed wearing gloves while operating circular saws. This is a very dangerous practice as one slip and the glove can be dragged into the saw with your hand inside. What is worse a splinter in your finger or a severed hand. **.....PLEASE CONSIDER.**

Happy Birthdays February

The very best of
Birthday wishes
to these members:

Peter Jordan	4 th
Robert Sledge	13 th
Ray Norton	25 th



Members Welfare

Best wishes for a full and speedy recovery to those of our members in ill health. Please give some thought to those feeling a bit out of it presently - ***why not give them a call!***

Events

Knox Festival – Sat March 2nd / Sunday Mar 3rd
Start planning and offering help NOW. There are Kidz Korner kits to build, and preparations to help on the two big days. This is one of the two big festivals that really help show off the skill and resources available from KDWC – and your help is needed! Put your name on the Noticeboard, and talk to the committee about helping now, and on the weekend of the festival!

KIDZ KORNER Help needed. Colin Stewart and Dick Webb are prepared to run a workshop on how to assemble the KITS at the Knox Festival. So, come along on a Thursday (*Date will be placed on the whiteboard by Dick – or call him on 9764 5321*). KIDZ KORNER is a major opportunity where the KDWC gets a chance to show its involvement in community service.

So: ALL HANDS TO THE WHEEL and come help!

Saturday Roster. Louis Smith has added his name to the list, alongside Dick Webb, Brian Douds and Ladislav Toman. But these chaps need a break sometimes, and Brian is planning on a hip operation this year and will need a mate to cover for him. So, please offer your name to help be a key-holder allowing the Club to open on Saturday mornings. ***Call Gary (0408994799)***

25th Anniversary is October 2013. Suggestions for this milestone would be gratefully received. The 10th was beaut, the 21st the same, so what about some ideas for ¼ century! ***Start chatting!***

The Club thanks

 **Micronair**
D U S T C O N T R O L
for their invaluable assistance.

KDWC Website gaining overseas interest!

(email extract) Thurs Nov 22, 2012 3:22 AM

Subject: Thanks for helping my family with the Knox District Woodworking Club webpage

I just wanted to send you a quick note to say thanks for your webpage: www.alchester.com.au/kdwc/kdwclink.htm. My name is Leanne, and I came across your page while looking for some woodworking resources to use for some projects that I am planning on doing with my family for the holidays. We usually make a bunch of homemade wood projects for gifts. Just wanted to say thanks for all the help! As a thank you, I wanted to share a woodworking resource that my daughter, Melissa, found <http://wood-furnaces.net/beginners-guide-wood-work.html>. Could you include this in your list? It was very helpful for us, so she thought it would have a use helping others who visit your web page. Plus, I thought it would be neat to show Melissa that she is helping someone online. If you have any ideas for good woodworking projects to make for gifts, I'd love to hear about them. Thanks again, and happy Thanksgiving!
Take care, ***Leanne Whitfield (USA)***

Paul Phillips legacy: A fine rocking horse!

Our late Paul Phillips last project, was to complete this fine rocking horse. Thanks to Karen Button for this great photograph of presenting the finished horse to Paul's family.



Scratchings from My Sandbox (Editor: Lindsay)

Those of you lucky enough to have seen **Norm Abram's** excellent **New Yankee Workshop** television series will be aware that he introduces every workshop session with a discourse on workshop safety, with the emphasis on eye-protection. Norm's safety rules are no different to those of any other club, organisation or institution, that engages in woodworking. **ALL** woodworking shops have safety rules! If you don't believe me, then have a browse on the internet just to satisfy yourself that I'm not telling porkies.

So, why should our Club be any different? So far this year we have had one injury due to a Member using fingers instead of a push-stick on a bench saw, and another incident where a Member ignored advice and continued wearing gloves while operating machinery. Both of these practices are **BIG NO-NO's!**

Below are some of the basic safety rules that apply in our Club. Additional safety rules apply to specific tools and procedures.

1. **Engage brain** before operating any equipment. Think about what you are about to do, and concentrate as you do it.
2. **Always wear safety glasses** when operating machinery. Use a dust mask, especially when working with **hazardous woods** such as MDF, Mulga, Oregon, White Cyprus, etc., or when sanding or power carving.
3. No jewelry or baggy clothes should be worn when working with power tools. Long hair should be tied back. **Open toed shoes are not permitted** in any work area. **Never wear gloves** when operating any machine.
4. No Club Member is allowed to work with power tools while alone on the premises.
5. No unauthorised Member is permitted to remove safety guards from or make non-routine adjustments to any power tool.
6. Never speak to anyone using a power tool. Wait until they are finished.
7. If you find any tool in need of repair, turn it off immediately and tell the Keyholder or a Committee Member.

A list of health hazards associated with wood can be found at:


<http://www.ubeaut.com.au/badwood.htm>

The Committee welcomes input and constructive criticism from Members, but abuse and backbiting behind our backs is not particularly appreciated. If you don't agree with the way the Club is managed, speak to the Committee, send us a note, nominate! The Committee's decisions are often made using information to which most Members are either not privy to or interested in.

Conditions of our lease, OH&S requirements, Regulations applying to Clubs & Associations, etc., all influence the decisions made by the Committee. It was recently suggested that we sell Festival raffle tickets over a longer period, only to be informed that the legislation limits the period to 3 months. Still, it sounded like a good idea at the time....

The Committee attempts to look after the interests of all the groups within the Club in a fair and sympathetic manner, so if you don't agree with our decisions, give us some positive, face-to-face feedback. Most times you'll find that the decision is actually rational, or that our options were limited, and were not the ravings of "a bunch of f***ing idiots", as one Member recently described us! ***L.D.H.***

❖ **Cleanup day 13th DEC - and Club BBQ.**



Well, the brooms were put away, along with a pile of project 'doings' and it was time to close the gates for another year. Another culinary moment by the team who thought it was time to sit back and start solving the problems of the year ahead. But I'm not sure how good Darcy's Irish chainsaw works!

Proudly Sponsored by
Ferntree Gully
Community Bank® branch and
Rowville branch of Bendigo Bank

Bill Ireland's website tip of the month!

Bill's found an interesting website for **BURLS!**
<http://www.australianburls.com/Tips.htm>

Site includes some great tips on dealing with Drying/Finishing Aussie BURLS and handling non-ideally sized or ugly shaped BURLS. Some interesting clues on 'vacuum chucking' and turning winged bowls. Makes a good read!



Want some great Fijian Mahogany?
(roving reporter Phil's: top tip!)

Have been talking with a fellow in Paynesville who is bringing in containers of Plantation Grown Fijian Mahogany, if the club members are interested his details are below plus some sample prices, if any one rings get them to mention my name as a reference. A bloke could make some nice furniture from this.

Contact: Mark Reid marklr1958@gmail.com



Auction night frenzied buying?

Or just Stan Jebb doing another great sell job!

Well your hip pockets have been emptied and your car boots are full of goodies. So the annual auction night on Dec 5th at the Club can be called another great success. Thanks to Stan and his fast moving helper Bill Ireland propping up more items for the hammer, another room full of gear has found some new good homes.



So, the usual garage sheds and household contents of members were brought along to raise some funds for the club. It's amazing what some people will buy though. The deal of the night would have to have been that full set of gardening books. I wonder how that book reading collection is going for some people?
(Sorry, Just couldn't resist!Ed)

We would like to thank

iPRIMUS

for their generous Sponsorship

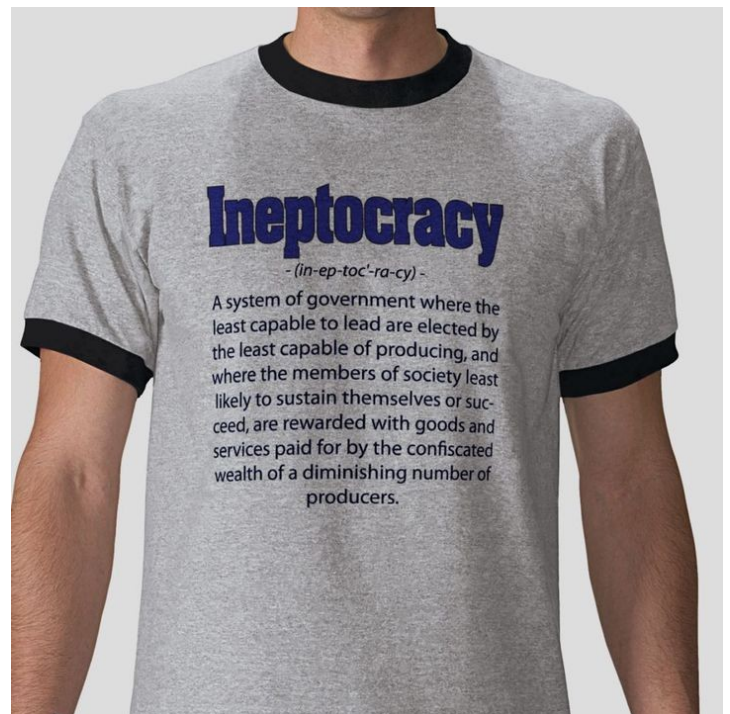
Humor

VERY VERY GOOD new word: "Ineptocracy"

Couldn't find it in my old Webster's dictionary so I Googled it and discovered it is a recently "coined" new word found on T-shirts on eBay.

Read this one over slowly and absorb the facts that are within this definition! I love this word and believe that it will become a recognized English word.

Finally, a word to describe our current political situation.....



"A system of government where the least capable to lead are elected by the least capable of producing, and where members of society least likely to sustain themselves or succeed, are rewarded with goods and services paid for by the confiscated wealth of a diminishing number of producers" ***(Thanks for contribution., Hurtle!)***

Careful what you're saying on a trip!



ITS A SMALL WORLD.

Recently Bill Ireland returned from a cruise to New Zealand and guess who he met on the high seas: another fellow woody David Bull.

Weekly Workshop Hours and Keyholders

Note: All Members are welcome to access the Clubrooms at any of these times

Monday	09:00AM	- 12:30PM	Wood Turning	John Emptage	9758 6103
				Henk Eyssens	5968 5119
Tuesday	09:30AM	- 02:30PM	Kids Korner	Peter Horsburg	9879 5144
	06:30PM	- 09:30PM	Wood Turning	Bruce Allen	9754 5774
Wednesday	09:30AM	- 02:30PM	General Access	Dick Webb	97645321
Thursday	09:30AM	- 02:30PM	Toymakers	Tony Deabe	9774 7917
	06:30PM	- 09:30PM	Furniture Making	George Knight	0427 417823
	06:30PM	- 09:30PM	Carving <i>(for all!)</i>	Albert Bak	9763 1204
Friday	10:00AM	- 01:30PM	General Access	Barry McDermott	9753 6157
	06:30PM	- 09:30PM	Rocking Horses	Bruce Allen Louis Smith	9754 5774 9754 2342
Saturday	<i>(see roster below)</i>				
Sunday	<i>(closed)</i>				

Saturday Morning Roster

Opening 09:30 am to 12:30 pm		
Feb 2	Ladislav Toman	0410 405 227
Feb 9	Working Bee	
Feb 16	Louis Smith	9754 2342
Feb 23	Dick Webb	9764 5321
Mar 2	KNOX FESTIVAL	

NOTE: If no member arrives by 10:30am, the Key Holder has the option of closing Clubrooms.

Members Discounts

The Following Suppliers offer discounts to Members.

Australian Lighting - Bayswater,
Bristol Paints - Ferntree Gully.
Caroll's Woodcraft Supplies.
Carba-Tec.
Ferntree Gully Bolts.
Hobby Tools Australia.
Mitre-10 - Bayswater.
Pop's Shed.
Screwit - Supplier of Sachy Screws
Total Tools, Ferntree Gully.
Woodworking Machinery Specialists.
The Woodworking Warehouse

On Sale at the Club

Club Caps	\$12.00
Club Polo Shirts	\$25.00
Club Fleecy Tops	\$45.00
Screws (packet)	\$2.00
Nails - 500 gm (2' x 12 G)	\$2.00

Current Community Support Activites

Project (ref: Eric)	Recipient	Status
Toys	Disadvantaged	Continuous
	Kids for Xmas	In Progress
Angel Boxes	Angliss Hospital	Continuous
Chairs & Stools	CPEC	As required
Various Turnings	Festival stock &c	In Progress
Kids Korner kits	KK Activities	Continuous
Rocking Horse	Knox Festival	Mar 2013
Clock	Knox Festival	Mar 2013
Turned Bowl	Knox Festival	Mar 2013

Important Diary Dates

Mon	14th Jan	Club reopens	(No Jan meet)
Wed	23rd Jan	Committee meeting	
Wed	6th Feb	1st Meeting for 2013	7:30 pm
Sat	9th Feb	WORKING BEE	
2nd & 3rd Mar.	KNOX FESTIVAL	w/end	
Wed	6th Mar	Member Meeting	7:30PM
Sat	30th Mar	CLOSED for EASTER	

STOP PRESS - KIDZ KORNER HELP
REPEAT: **ALL HANDS TO THE WHEEL.** More help needed to build KITS on Knox Festival days.
Contact Dick Webb to learn and assist ! [Ed]