

**November
2002**

INGRAINED

**November
2002**

Newsletter of the

*Knox & District
Woodworkers Club*



45 Glenfern Rd
Ferntree Gully 3156
Reg Assoc. A001761S

Club Phone (03) 9758 4849
Web Site www.alchester.com.au/kdwc

Executive Committee for 2002 / 2003

President	Peter Sleeman	9758 1390	Committee Members	
Vice President	Paddy McCann	9758 3920	Jan Brown	97621063
Secretary	Charles Bruckner	9801 2197	Frank O'Connor	98977512
Treasurer	Doug Dell	9729 1886	Bob Plant	9754 5920
Newsletter Editor				

PRESIDENT'S REPORT OCTOBER

This month we held our AGM and election of office bearers for the next twelve months. The new committee is as follows: - President – Peter Sleeman

Vice President – Paddy McCann
Secretary – Charles Bruckner
Treasurer – Doug Dell
Committee members – Frank O'Connor
Jan Brown
Bob Plant.

I thank all that stood for election and look forward to working with the new committee. I would also like to thank Bruce Allen for his work as Vice President over the last two years.

As we move closer to Christmas and our toys for the Christmas Appeal near completion, I look back with great satisfaction at the amount of work done by club members. Thank you to all who participated in the making of over 300 toys. They will be distributed amongst, Knox Council, Anglicare and St Vincent De Paul at our November meeting, to be then passed on to needy families. I am sure there will be a lot of smiling children this Christmas. This year we are also donating a rocking horse to the Angliss Hospital to raffle – thanks to Joe and his crew who have worked so hard this year making several horses, each one magnificent and very much appreciated.

Our working bees this year have helped to clean up the grounds around the clubrooms and our BBQ area is almost complete. With a few more working bees we should be able to finish it and beautify the surrounding area. *Sooo*, when we next ask for your help at a working bee, please come and help us, then we'll be using it that much sooner.

This year's Stringybark Festival was a huge success. Thanks to all who helped on the two days. It was fantastic

to see all the kids, (big and small) having such a great time with wood. Thanks too, to Liz Potter, Doug Camps, Gerry Daelmans, Bob Plant and others who each demonstrated their different skills. It was fantastic to see so many people stopping to watch them - which made it all worthwhile and helped make the day a success. Once again thank you all.

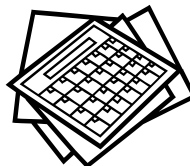
Peter Sleeman.

WANTED URGENTLY

Newsletter Editor

We are currently in need of a member or group of members to look after the production of our newsletter. If you can help in this important area of our club please contact me.

Charles Bruckner
Secretary




Club Closure Over Christmas Break

The clubrooms will be closing down over the Christmas break between the dates: -

- After the Friday evening workshop on 20th December
- Reopening on Monday 13th January

Turner's Talk



Visit To Forest Hill Woodturners

I have just returned from the Forest Hill Woodturners Open Day. Bob, Ed and I attended, we all had a very enjoyable day.

As with woodwork and woodturning people they were very hospitable and friendly.

I feel that I learnt quite a lot, which will help me in my woodturning.

I would like to thank Lois and Eddie for the time they spent with me, explaining each step as they went. This has given me great encouragement for the future also thank you for the beautiful mementos I was given by the various members.

This visit also made me aware how fortunate that we all are, to have the wonderful workshop facilities that we have at the club for all areas of woodwork.

Joyce Brown

Wagga Wagga Turn About 14th to 16th March 2003

Wagga Wagga also has a great Turn About. It happens between the 14th and 16th of March 2003 (the weekend after the Labour Day) There is already interest from several club members, it's another turning event not to be missed if you have the chance, I can vouch for that I have application forms for anyone interested.


Phillip Island Turnaround 12th to 14th September 2003

If you are interested in attending this event you will need to book early to make sure that you have a place. I have entry forms for anyone interested.

A reminder while using the lathes, PLEASE REMEMBER TO USE SAFETY GEAR, this should include some form of dust mask.

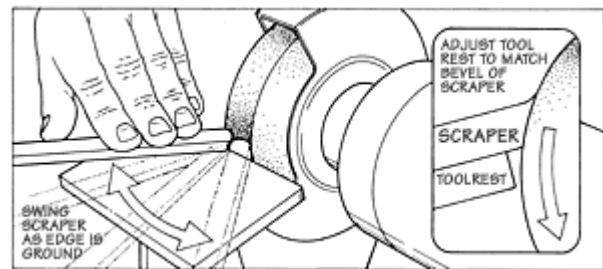
Sharpening a Scraper (Woodturning)

Sharpening a scraper is easy. The first thing you'll need to do is set the tool rest to match the bevel angle on the scraper, see detail below.



With the rest locked in place, creating the burr is just a matter of setting the scraper flat on the rest and sliding the cutting edge along the edge of the wheel, see photo. As you grind the scraper, a burr forms along the top edge, see inset photo.

For curved edges, the technique is a little different. To avoid grinding a flat spot, you'll need to swing the handle to the side as you move the cutting edge across the edge of the wheel, see drawing.



Working Bee (Change of date)

The December 7th working bee has been brought to Thursday 5th due to our Christmas break-up being on the Saturday. If you could spare some time on Thursday morning it would be great to see you there from around 9.00. Nb the workshop will not be available while the working bee is on.

Great truths about growing old

1. *Growing old is mandatory; growing up is optional.*
2. *Forget the health food, I need all the preservatives that I can get.*
3. *When you fall down, you wonder what else you can do while you're down there.*
4. *You're getting old when you get the same sensation from a rocking chair that you once got from a roller coaster.*
5. *It's frustrating when you know all the answers, but nobody bothers to ask the questions.*
6. *Time is a great healer, but a lousy beautician.*
7. *Wisdom comes with age, but sometimes age comes alone*



Auction Auction Auction

Our final monthly meeting of the year will take the form of an auction with the proceeds going to the club. So if you have any old tools, equipment or items, which you have, no further use for, but may be of value to others please bring them along.

The auctioneer will be Stan Jebb and it will take place after the monthly meeting so search those shelves and cupboards, brush the dust off them and bring them along.

Newsletters from other clubs.

We are now receiving newsletters from 14 other clubs, these are kept in folders in the front of the clubrooms. It is quite interesting to see what's happening in other clubs, there are some quite interesting articles in them. Well worth the time to have a look.

New Members

We have two new members this month, if you see them around, have a chat and make them welcome.

The new members are: - Andreas Ricke
Cathryn Dickson

Bandsaw Operation

In order to obtain the best results with the maximum of safety when operating this versatile machine, the following suggestions should be considered.

1. See that the floor around the machine is clear of scraps of wood or other obstacles that could cause the operator to stumble, resulting in a serious accident.
2. In addition to the above see that there are no restrictions to the right side, the front or the rear of the saw that could impede the feeding of the material to be cut.
3. Before turning on the saw, adjust the height of the upper guide so that it is approximately 12mm higher than the timber to be cut.
4. Never attempt to cut timber unless it lies flat on the table. Any work of a circular or odd shaped nature which will not sit flat on the saw table, must be supported by a jig or other device. The downward force of the moving saw blade may revolve the work into the saw and cause injury to the work piece, the saw and the operator.
5. When cutting, hold the material firmly and feed the work in at a moderate rate without undue pushing. Allow the machine to do the work.
6. Should the work being cut jamb, Do Not Pull The Work Back Towards You. Turn the machine off and gently wedge the saw cut open to release the blade, then start the cut from the beginning again. If jamming continues, it might be alleviated by inserting a wedge in the cut beyond the table.
7. Do not attempt to cut circles less than the minimum diameter recommended for the width of the blade being

used. When cutting either circles or curves, do not turn the work unless this action is accompanied by feed into the blade, otherwise the blade may be damaged beyond repair

8. Keep the hands clear of the running blade at all times, use a scrap of wood if it is necessary to sweep any waste from the table. Consider when possible, keeping the work on the table to the left of the saw blade so that waste is discarded to the right and off the machine.

9. When sawing to produce small components, set up a fence and use a push-stick.

10. When sawing long or wide material, seek assistance to hold the work steady.

11. If the bandsaw is used only on rare occasions, consideration may be given to releasing the blade tension when work is finished. However some indication should be placed on the machine to indicate that this has been done, otherwise it is likely that the next time the saw is used, it will be without re-tensioning.

When the saw is used frequently and/or by different operators, it is probably better to leave the machine set up ready to run. The only time the tension has been altered or adjusted on the writers present saw has been to change the blade. After 10 years of fairly constant usage, close inspection reveals no wear on the tyres or the tension spring.

Les Swift

Peninsula Woodturners

Pyrography Tuition

Lis and Chris Potter are offering FREE pyrography tuition to club members at the clubrooms

This applies to member's items that have been carved, turned or made from wood.

Just ring us on 9725 0140 to arrange a mutually convenient time, preferably in the daytime and we will come with our equipment.

The tuition will provide members with confidence to use the clubs pyrography tool. Beginners who want start out in Pyrography are most welcome to contact Lis and Chris.

Annual Subscriptions

A reminder to those who have not paid their annual subscriptions that they are over due and should be paid as soon as possible.

Dog Dell
Treasurer

*How can the Government allow daylight saving this year?
The drought can only get worse with an extra hour of
sunlight.*

Workshop Hours

Monday (Nb day is for woodturning only)	9.00 am	- 2.00 pm	Bob Plant	9754 5920
	6.30 pm	- 9.30 pm	Bill Longden	9758 2438
Tuesday	9.30 am	- 3.00 pm	Peter Sleeman	9758 1390
	6.30 pm	- 9.30 pm	Bruce Allen	9754 5774
Wednesday	9.30am	- 3.00 pm	Peter Sleeman	9758 1390
	6.30 pm	- 9.30 pm	Paddy McCann	9758 3920
Thursday	9.30 am	- 3.00 pm	Paul Aminde	9758 1733
Friday	6.30 pm	- 9.30 pm	Bruce Allen	9754 5774

Saturday Mornings

November 2 nd	8.00 am	- 12.30 pm	Jan Brown	9762 1063
November 9 th	9.30 am	-12.30 pm	Earl Webb	98014142
November 16 th	8.00 am	-12.30 pm	Doug Dell	9729 6515
November 23 rd	9.30 am	-12.30 pm	Chris Smith	9729 6515
November 30 th	9.30 am	12.30 pm	Reinier Lolkema	9754 4567

Members please note: If no members have arrived by 10.30am the Key Holder has the option of closing the clubrooms

Regular Club Group Activities

Day	Time	Regularity	Group	Contact
Monday	Day at 9.00 to 2.00	Every week	Day woodturners	Bob Plant 9754 5920 Jan Brown 9762 1063
	Evening	Every week	Carvers & Burners Festival kit development	Willy Schlaf 9762 2206
Wednesday	Evening	Every week	Evening woodturners	Frank O'Connor 9879 7512
Friday	Evening	Every week	Rocking horse group	Joe Semenow 9758 6024 Allen Brookes 9762 4032

What's Coming Up

At The Club

Wednesday 20th November
Committee Meeting

Wednesday 4th December
Monthly Meeting

Thursday 5th December
Working Bee (replaces Saturday 7th)

Saturday December 7th
Christmas Break Up

In The Big "Woodies" World

November 9th – 10th
Eltham and District Woodworkers
Annual Show
Eltham Community Centre
Pitt St. Eltham
10am –5pm

On Sale At The Club

Pen kits

- Slim \$14
- Fatter centre \$18.50

Pen display boxes

- Plastic single pen \$1.00

- Velvet covers pkt of 10 \$4.00
- Clocks
- 50 & 65mm \$14.50
 - 30mm \$13.50
- Letter Openers \$6.00
Super Glue
- thick & thin \$12.00
- Accelerator \$13.00
Ubeaut Polishes
- Shellawax cream \$26.40
 - EEE-Ultra Shine \$16.50

To purchase these items, contact Peter Sleeman, Bill Longdon, Doug Dell or Bob Plant

Club Caps and polo shirts are still available.

Contact Charles Bruckner if you haven't ordered yours. It would be great to see as many as possible in them at the Stringybark Festival

Lathes for Sale

Due to my recent visit to the Wood Show at Jeff's Shed and lashing out on a new Vicmarc lathe, and to keep the peace at home, I have 2 lathes for sale.

Jet JWL1236

3 faceplates
Variable speed
Record Power Chuck
Multistar Duplex Chuck
Price \$600

Viceroy heavy-duty bowl lathe.

Takes bowls up to 500mm
4 speeds
30x3.5 headstock
Faceplate
Price \$650

If you are interested please contact me, prices are negotiable
Bob Plant
9754 5920