

INGRAINED

Monthly Newsletter of the
Knox & District Woodworkers Club

Volume 26 Number 3

45 Glenfern Road
Ferntree Gully VIC 3156
Reg. Assoc. A0017615
ABN 23 621 787 437

Club Phone: (03) 9758 4849
KDWC Club Website: www.alchester.com.au/kdwc
Club Email Address: knoxdw@iprimus.com.au
"INGRAINED" was first Issued in November 1988

Executive Committee			Committee Members for 2014			Working Groups		
President	Hughie Gaynor	9870 6915	Purchasing:	Dick Webb	9764 5321	Records/I.T:	Eric Butterfield	
Vice President	Rod Williams	9755 3004				Publicity:	Bill Ireland	
Secretary	Michael Talbot	0419133267	Committee:	Tom Noonan	9752 2211		Bruce Cockerill	
Asst Secr.	Albert Bak	0419384099		Peter Horsburgh	9878 5144	Projects.	Eric Butterfield	
Treasurer	Serge Meilak	9752 4126		Ray Norton	9763 5728	Newsletter	Gary, Bill	
Stand-in Tres.	John Jackson	9800 4317		Bruce Cockerill	9762 5223	Team	Dick, Phil	

Happy New Year – 2014 !

To head technically into a new 2014, we thought it was time to release a **JANUARY "Festive Season" edition of "Ingrained"**. As you know, **Phil Spencer** has been contributing a wealth of great topics over the past 12-15 months. This edition is specifically devoted to his method of making a beautiful box. Such a sized technical article would not normally fit.

The publishing of articles like this, was prompted by the desire to satisfy the more technical hands-on minded members who we hope will find it useful to read up on such examples of dealing with woodwork projects. It has been interesting watching the Club over its 25 years and the way in which the Club accommodates both the social as well as technical needs and interests of its many members. Balancing the dissemination of useful information to help both new members as well as long

standing members, with news and clues on what's happening in the world of woodworking, whether it be fine furniture, horses, Kidz Korner woodturning, toy-making, or carving to name but a few, is always a balancing trick we strive to get right in Newsletters. It is cause for reminding ourselves of our Founder, Alf Stephen's, **Club aims:**

1. To promote woodcraft by creating an interest in working with wood.
 2. To foster communication amongst woodworkers and assist them in achieving excellence in design and craftsmanship.
 3. To promote recognition of woodworking skills.
- All the best for 2014Ed.*

December Auction 4th Dec



Xmas Party 14th Dec 2013



**We thank Nick Wakeling MP
- Member for Ferntree Gully
for printing our newsletter as
a Community Service**

**** Happy Birthdays - JANUARY ****

The very best of Birthday wishes to these members:	John Wolff	1 st
	Bruce Powell	4 th
	Larry Bearman	5 th
Max Simon	8 th Susan Wood	7 th
John Lewis	9 th David Yole	10 th
Jim Perros	17 th Greg Craig	17 th
John Parker	18 th John Chan	19 th
Karyn Pacchiana	20 th Michael Talbot	24 th
Michael Elliott	25 th Russell Vienna	25 th
Gary Pope	26 th	
Stephen Risk	27 th	
Adrian Doyle	28 th	
Ian Stanfield	28 th	
Ronald Chappell	29 th	
Craig Ross	31 st	
Rob Donker	31 st	

**** Members Welfare ****

Best wishes for a full and speedy recovery to those members in ill health.
The members are thinking of you at this time.

**** Substantial Machinery and workshop sale of Woodwork Equipment ****

Barry Lay from Eltham and District Woodworkers has advised there is a large amount of equipment for sale from their club/members. This is to be sold by inspection, strictly from 9:30am 23rd February. If earlier contact is desired, please contact BARRY LAY ON 0422 500 328 OR bvlay@iprimus.com.au

The list is available for viewing at:
<http://www.alchester.com.au/kdwc/download/mulder.pdf>

****** Club Clothing ******

The club has just taken delivery of a new stock of Club clothing. Included is a choice of full-length or half-length fleecy tops, polo shirts and caps, all with the club logo. These garments are great for wearing around the club and they project a very smart image when worn at the festivals. For purchases, contact **Tom Noonan** at the club Thursday mornings. knoxdw@iprimus.com.au

Prices from Jan 2014 are as follows,

Club Caps	\$12.00
Club Polo Shirts	\$25.00
Club Half-zip Fleecy Tops	\$40.00
Club Full-zip Fleecy Tops	\$50.00

The Club thanks

Micronair
DUST CONTROL
for their invaluable assistance.

***** Events and Happenings *****

Xmas TOY COUNT for presenting: Let's start getting ready for another terrific batch of toys

Working Bees - Sat 8th Feb

Help is needed to clean up for the New Year!

XMAS HOLIDAY CLOSURE: Sat 21st Dec 2013, **reopen Mon 20th JAN 2014.**

KNOX Festival March 1st and 2nd 2014

Before you know it, Xmas will be over, and with January closure of the Club, little time left to **get everything ready** for the NEXT FESTIVAL. Join in with the teams needing help.

!! FEES NOW OVERDUE - RENEWALS NEEDED !!

*Annual subscriptions fell due by the AGM. (Oct)
As at 1st Nov, a late renewal fee of \$10 applies.
After 30th Nov, a full re-joining fee of \$50 applies
..... Executive Committee*

**** Mont De Lancey - WSS Festival ****

On 22nd and 23rd Feb 2014, there will be a "Wood Steel and Steam Festival, with one of the parties exhibiting being fellow woodies at Eastern Woodturners. For full details, see flyer at: <http://www.alchester.com.au/kdwc/download/WSS-1.pdf> ...[Ed]

****Serge has stepped in with a very interesting website tip of the month! ****

Here's a SAFETY product worth considering <http://www.minds.com/blog/view/74687/man-sticks-finger-in-a-table-saw-in-super-slo-mo-to-demonstrate-his-safety-invention-madness>

After Gaz chatted with Barry Lay of Eltham Woodies, this relates to the Gabbett SAWSTOP product at:

<http://gabbett.com/sawstop-contractor-saw/>
.....**Bill will be back spotting in Feb!**

****The KDWC "Bruce" splinter group! ****

Mssrs: Cockerill, Allen, Powell and Hayward are seeking to form a new woodies group called: **"the Bruces"..... (too confusing! ...Ed)**



Workshop Notes - "members helping members"

Making a Knife Box

Phil Spencer has been contributing some really practical technical articles for the Club during 2013, and this January edition of the newsletter has been specially released for this long article that otherwise wouldn't fit into "Ingrained". The newsletter team hopes it inspires members to try out some of the ideas presented by Phil in the past 12 editions. In this article, Phil has shared his method of making a KNIFE BOX.


Have fun in your sheds with this one! ...Ed




Started out with some 20mm Australian Red Cedar, the white piece is Huon Pine, a small piece of this will be used for the keys.

After milling the wood to 12mm, I cut a 3mm slot for the base with the table saw. I then cut the mitred sides using my saw jig. The saw blade was rolled over to exactly 45 deg using a digital angle gauge. I cut the

sides slightly over length and then using a stop block (you can see it in the picture) I trimmed the sides to an exact length. Using a stop block allowed me to cut the front and back to exactly the same length and the ends to exactly the same lengths.



Having the front and back the same lengths and the box ends the same length is critical for the box to be square.



I cut the base to size and pre painted what will be the underside mat black. When I assemble the box, I will roll it up around the base.

After sanding the inside face of the box I laid the panels face down in preparation for 'rolling' the box up. The pieces are held together with masking tape. The reason will become apparent.



The box is rolled over ready for the base to be inserted in the slot and then be glued up.



Note: after cutting the mitres I don't touch them. I leave the finish off the saw because I know that the angle is accurate if I sand it I will

lose accuracy and the glue holds better on the slightly rough finish off the saw blade.

The mitres have been glued and the box rolled around the base and then is left to dry. After gluing I also quickly check to make sure the box



is square note the masking tape? The tape holds the box firm and square, I find there is no need for supplementary clamping. The tape is enough. Using clamps or

rubber bands increases the risk of losing the squareness of the box.

**Proudly Sponsored by
Ferntree Gully
Community Bank® branch and
Rowville branch of Bendigo Bank**



View of the base fitted into the box.

I cut the key slots using a 3mm slot cutter mounted in the spindle moulder. The box is held in a jig to keep the slots the same height and even.



The Huon pine keys are glued in and left to dry.

The key will strengthen the mitre joint.

The Keys have been trimmed and sanded and the mortises for the hinges have now been cut in the box.



After setting the hinges and fitting the lid, the box was sanded down to 400 grit.



Several coats of BLO were applied allowing time to dry between each coat.



When the oil was dry, two coats of wax were applied and the box was polished and assembled.



When the green glue has cooled I will make up an arrangement to securely hold the knife and line it with black felt.



For the finishing touches, I lined the box and included some keepers to stop the knife moving about. **"Enjoy!"**Phil

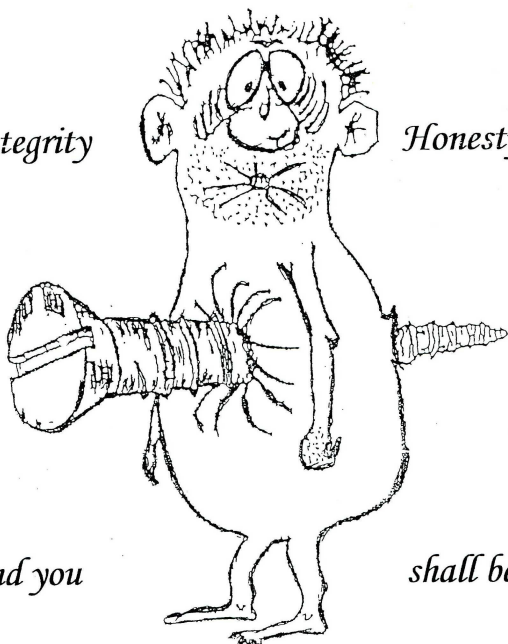
And I say unto You

WORK HARD !

with diligence

Integrity

Honesty



and you

shall be

--- REWARDED ---

**** Nice closeup camera work - & nice bowl! ****



Phil has also been mucking around with a light box for his camera pictures. The pictures were taken at F32 at around 1s exposure and turned out OK. This bowl is a Myrtle Burl turned a few weeks ago. **(nice info, Phil! ...Ed)**



****WANTED****

Would the member who offers or knows of the chap who provides sharpening services for hedge-clippers/secateurs, **please email the club** of their services. **.....Awaiting customer!**

****** Humor ******

What's the difference between an Accountant and a Lawn Mower Mechanic?

A Lawn mower mechanic does not need to count, he does it right the first time. But, an accountant knows all the statistical combinations there are, for putting 4 blades the wrong way on a base plate which is then put the wrong way upside down on the motor!

Moral of story: Leave numbers to accountants, but make sure they don't mow your lawns!

....**Gaz** (bitter experience admission)

...Thanks for contributions [Ed]

Weekly Workshop Hours and Keyholders

Note: All Members are welcome to access the Clubrooms at any of these times.

Monday	09:00AM	- 12:30PM	Wood Turning	Henk Eyssens	5968 5119
Tuesday	09:30AM	- 02:30PM	Kidz Korner	Peter Horsburg	9879 5144
	06:30PM	- 09:30PM	Wood Turning	Bruce Allen	0439 919758
Wednesday	09:30AM	- 02:30PM	General Access	Dick Webb	97645321
Thursday	09:30AM	- 02:30PM	Toymakers	Tony Deabe	9774 7917
	06:30PM	- 09:30PM	Furniture Making	George Knight	0427 417823
	06:30PM	- 09:30PM	Carving (for all!)	Albert Bak	0419 384099
Friday	10:00AM	- 01:30PM	General Access	Barry McDermott	9753 6157
	06:30PM	- 09:30PM	Rocking Horses	Bruce Allen Louis Smith	0439 919758 9754 2342
Saturday	<i>see roster below and WORKING BEES</i>				
Sunday	<i>(closed)</i>				

Saturday Morning Roster

Opening 09:30 am to 12:30 pm		
Jan 25	Ladislav Toman	0410 405 227
Feb 1	Louis Smith/Larry	97542342
Feb 8	**working Bee**	
Feb 15	Dick Webb	9764 5321
Feb 22	Brian Douds	9801 5857
Mar 1	Ladislav Toman	0410 405 227

NOTE: If no member arrives by 10:30am, the Key Holder has the option of closing Clubrooms.

Members Discounts

The Following Suppliers offer discounts to Members.

****Show some suitable KDWC / personal ID****

- Australian Lighting - Bayswater,
- Bristol Paints - Ferntree Gully.
- Caroll's Woodcraft Supplies.
- Carba-Tec.
- Ferntree Gully Bolts.
- Hobby Tools Australia.
- Jaylor Tools
- Mitre-10 - Bayswater.
- Pop's Shed.
- Screwit - Supplier of Sachy Screws
- Total Tools, Ferntree Gully.
- Woodworking Machinery Specialists.
- The Woodworking Warehouse

On Sale at the Club

Club Caps	\$12.00
Club Polo Shirts	\$25.00
Club Fleecy Tops - Half Zip	\$40.00
Club Fleecy Tops - Full-length Zip	\$50.00
Screws (packet)	\$2.00
Nails - 500 gm (2' x 12 G)	\$2.00

Current Community Support Activites

Project (ref: Eric)	Recipient	Status
Toys	Disadvantaged	Continuous
	Kids for Xmas	In Progress
Angel Boxes	Angliss Hospital	Continuous
Chairs & Stools	Cerebral Palsey	As required
Various Turnings	Festival stock &c	In Progress
Kidz Korner kits	KK Activities	Continuous
Rocking Horse	Knox Festival.	Mar 2014
Clock	Knox Festival.	Mar 2014
Turned Bowl	Knox Festival.	Mar 2014
Jewelery Box	Stringybark Fest.	Oct 2014

Important Diary Dates

Sat	21 st Dec.	CLOSED till Jan 20th 2014
No meetings in January		
Mon	20 th Jan.	Club re-opens for 2014
Mon	27 th Jan.	CLOSED for AUST DAY
Wed	5 th Feb	Members Meeting 7.30PM
Sat	8 th Feb	**WORKING BEE** 8:00AM !!

**** STOP PRESS ** Take heed - Safety counts**
 Have YOU been reading some of the clues yet?
 Check the SAFETY website at:
www.alchester.com.au/kdwc/kdwcsafe.htm

****Club reopens Jan 20th. Have a safe 2014!
 and stay tuned for new OH&S forms/info.**